

AD Model Builder Introductory Workshop

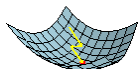
<http://admb-project.org/>

Estimating and Expressing Uncertainty



ADMB Foundation

sibert@hawaii.edu

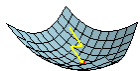


Sources of uncertainty

- Process error — natural variability in the world.
- Measurement error — elastic ruler, faulty electronics, observer bias, less than candid reporting of catch.
- Model specification error — it sometimes happens.

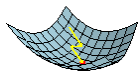
ADMB tools for exploring uncertainty

- Inverse Hessian (aka Normal approximation).
- Profile likelihood
- Markov chain Monte Carlo (MCMC) sampling of the likelihood surface



Inverse Hessian

- Uses the “delta” method to compute the Hessian matrix, $H_{ij} = \frac{\partial^2 L}{\partial \Theta_i \partial \Theta_j}$
- H^{-1} is an exact representation of the covariance matrix if the likelihood is quadratic near the minimum.
- Automatically computed for all model parameters, i. e. `init_` parameters declared in the `PARAMETER_SECTION`.
- Optionally computed for any variable specified as `sdreport_` parameters in the `PARAMETER_SECTION`.
- Reported in the `*.std` and `*.cor` files.



sdreport variables

In the .tpl file:

```
DATA_SECTION
  init_number Nobs
  init_vector X(1,Nobs)
  init_vector Y(1,Nobs)
  init_number sd

PARAMETER_SECTION
  init_number a
  init_number b

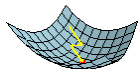
  sdreport_vector Ypred(1,Nobs)

  objective_function_value f

PROCEDURE_SECTION
  Ypred=a+b*X;
  f=0.5*norm2((Y-Ypred)/sd);
```

In the .std file:

index	name	value	std dev
1	a	4.4667e+000	6.8313e+000
2	b	9.9879e+000	1.1010e+000
3	Ypred	1.4455e+001	5.8775e+000
4	Ypred	2.4442e+001	4.9848e+000
5	Ypred	3.4430e+001	4.1923e+000
6	Ypred	4.4418e+001	3.5675e+000
7	Ypred	5.4406e+001	3.2098e+000
8	Ypred	6.4394e+001	3.2098e+000
9	Ypred	7.4382e+001	3.5675e+000
10	Ypred	8.4370e+001	4.1923e+000
11	Ypred	9.4358e+001	4.9848e+000
12	Ypred	1.0435e+002	5.8775e+000

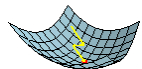


Parameter Correlations

In the .cor file:

The logarithm of the determinant of the hessian = -2.49496

index	name	value	std dev	1	2	3	4	5	
1	a	4.4667e+000	6.8313e+000	1.0000					
2	b	9.9879e+000	1.1010e+000	-0.8864	1.0000				
3	Ypred	1.4455e+001	5.8775e+000	0.9962	-0.8429	1.0000			
4	Ypred	2.4442e+001	4.9848e+000	0.9789	-0.7730	0.9929	1.0000		
5	Ypred	3.4430e+001	4.1923e+000	0.9311	-0.6565	0.9592	0.9860	1.0000	
6	Ypred	4.4418e+001	3.5675e+000	0.8207	-0.4629	0.8671	0.9202	0.9725	...
.									
.									
.									



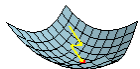
Profile likelihood

- Declare `likeprof_` variables for both model parameters and derived quantities.
- Specify likelihood profile computation at runtime with `-lprof` command line option.
- Results in the `*.plt` files.

Controlling the profile likelihood calculations

```
PRELIMINARY_CALCS_SECTION  
  a_prof.set_stepnumber(10);  
  a_prof.set_stepsize(0.1);
```

Step is in standard deviation units



Profile likelihood Report

In the .plt file:

Profile likelihood

```
-18.467 0.000462415  
-17.4911 0.000800741  
-16.5152 0.00113907  
-15.5393 0.00147739  
.  
.
```

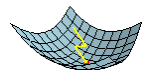
Minimum width confidence limits:

significance level	lower bound	upper bound
0.9	-8.59448	16.6654
0.95	-10.6598	18.9582

One sided confidence limits for the profile likelihood:

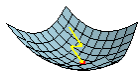
Normal approximation

```
-18.467 0.000461949  
-17.4911 0.000800021  
.  
.
```



Exercise: comparing estimates of uncertainty

- Modify the linear regression example to make a profile likelihood for the predicted Y on observation 3
- Compare the profile likelihood confidence intervals to those based on the normal approximation using the estimated standard deviation



MCMC sampling of the likelihood surface

